



Roll No:

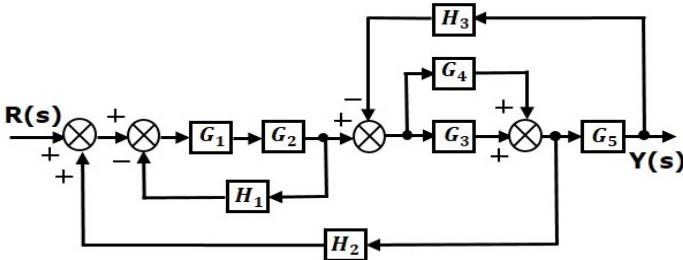
--	--	--	--	--	--	--	--	--	--	--	--	--	--	--	--	--	--	--	--

BTECH
(SEM VI) THEORY EXAMINATION 2021-22
CONTROL SYSTEM

Time: 3 Hours**Total Marks: 100****Note:** Attempt all Sections. If you require any missing data, then choose suitably.**SECTION A****1. Attempt all questions in brief.****2*10 = 20**

Q. No	Questions	CO
(a)	Compare any four differences between close loop and open loop system.	1
(b)	Draw the Elementary Block Diagram of open loop and close loop system.	1
(c)	Enlist the condition for a system to be controllable.	2
(d)	List any two advantages of space state model over transfer function model.	2
(e)	Define Settling time and Maximum peak overshoot.	3
(f)	Define Rise time and Peak Time.	3
(g)	Illustrate how the location of poles of a system related to stability.	4
(h)	Describe the Angle of Departure.	4
(i)	Define Gain Cross Over Frequency.	5
(j)	Enlist the significant of Polar plot.	5

SECTION B**2. Attempt any three of the following:****10*3 = 30**

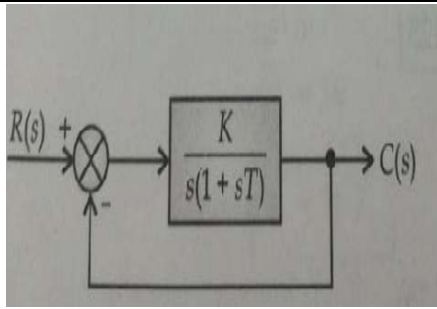
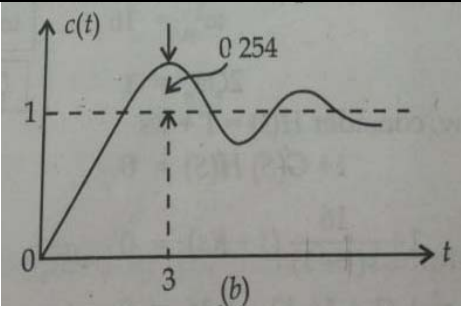
Q. No	Questions	CO
(a)	Obtain overall Transfer function for the given block diagram shown in Figure using Block reduction Method: 	1
(b)	Construct the state space model for the system described by the differential equation below. The output matrix should be independent of input and be able to measure each state variable. $\frac{d^3y}{dt^3} + 6\frac{d^2y}{dt^2} + 11\frac{dy}{dt} + 6y = 4u(t)$	2
(c)	The system shown in fig(a) when subjected to a unit step input, the output response is shown in fig(b). Determine the value of K & T from the response curve.	3



Roll No:

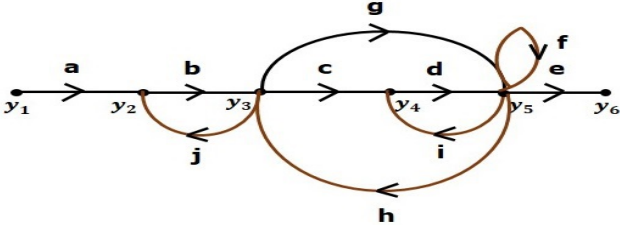
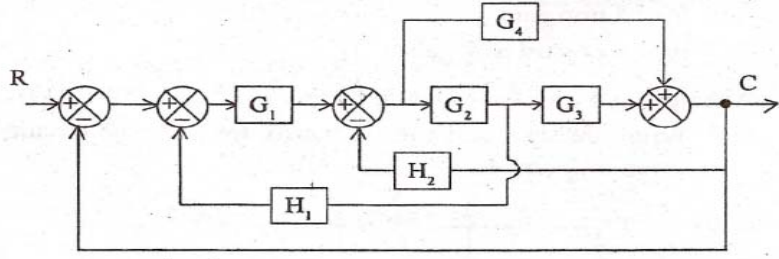
--	--	--	--	--	--	--	--	--	--	--	--

BTECH
(SEM VI) THEORY EXAMINATION 2021-22
CONTROL SYSTEM

	 <p style="text-align: center;">fig.(a)</p>	 <p style="text-align: center;">fig.(b)</p>	
(d)	Using Routh Hurwitz Criterion, discuss the stability of the characteristic equation: $F(s) = 2s^5 + 3s^4 + 2s^3 + s^2 + 2s + 2$	4	
(e)	A single loop feedback control system has open loop transfer function G(s) H(s) = $\frac{1}{s(s+2)(s+10)}$. Sketch the Nyquist plot.	5	

SECTION C

3. Attempt any *one* part of the following: 10*1 = 10

Q. No	Questions	CO
(a)	For the system shown in Figure, obtain the transfer function by signal flow graph method. 	1
(b)	Using Mason's gain formula, evaluate the overall transfer function: 	1

4. Attempt any *one* part of the following: 10 *1 = 10

Q. No	Questions	CO
(a)	A single input single-output system has transfer function, enlist the state equations, and draw the state diagram.	2



Roll No:

--	--	--	--	--	--	--	--	--	--	--	--	--	--	--

BTECH
(SEM VI) THEORY EXAMINATION 2021-22
CONTROL SYSTEM

	$\frac{Y(s)}{U(s)} = \frac{1}{s^2 + 7s^2 + 14s + 8}$	
(b)	Examine the Controllability and Observability of the following system: $A = \begin{bmatrix} 0 & 1 & 0 \\ 0 & 0 & 1 \\ -6 & -11 & -6 \end{bmatrix} \quad B = \begin{bmatrix} 1 \\ 0 \\ 1 \end{bmatrix} \quad C = [10 \quad 5 \quad 1]$	2

5. Attempt any one part of the following: 10*1 = 10

Q. No	Questions	CO
(a)	The open loop transfer function of a unity feedback system is given by $G(S) = \frac{K}{s(1+st)}$ Where 'K' & 'T' are positive constants. By what factor should the amplifier gain be reduced so that the peak overshoot of unit step response of the system is reduced from 75% to 25%.	3
(b)	Evaluate the unit step response with proper derivation for an under damped 2 nd order system.	3

6. Attempt any one part of the following: 10*1 = 10

Q. No	Questions	CO
(a)	For a unity feedback system of O.L.T.F is given by $G(S)H(S) = \frac{K}{s(s+1)(s+2)(s+3)}$ a) Sketch the root locus for $0 \leq K \leq \infty$. b) At what value of K, the system become unstable.	4
(b)	For a unity feedback system of O.L.T.F is given by $G(S)H(S) = \frac{K}{s(s+6)(s^2+4s+13)}$ a) Sketch the root locus for $0 \leq K \leq \infty$. b) At what value of K, the system become stable.	4

7. Attempt any one part of the following: 10*1 = 10

Q. No	Questions	CO
(a)	Sketch the Bode Plot for the given system and comment on stability of the used systems: $G(s)H(s) = \frac{4}{s(1+0.5s)(1+0.08s)}$	5
(b)	S Sketch the Bode Plot for the given system and comment on stability of the used systems: $G(s)H(s) = \frac{30}{s(1+0.5s)(1+0.08s)}$	5